



2017 Domestic Violence Homicide Report



**In 2017,
there were
44 domestic
violence
related incidents
which
resulted in
61 deaths.**

The worst result of domestic violence is the loss of life. This report provides information about domestic violence related homicides and suicides in Illinois for the 2017 fiscal year (July 1, 2016 to June 30, 2017). During this time, Illinois had 44 domestic violence incidents that led to 61 deaths.

The risk of lethality increases with several risk factors, including separation or an attempt to end the relationship; threats to kill; access to weapons; stalking; strangulation during an assault; controlling, possessive, and jealous behavior; drug and/or alcohol abuse. Children not in common and unemployment are also factors in the risk of lethality.

Domestic violence is not only a safety issue for the survivor or victim and the children, but also for the community at large. It diverts law enforcement and justice system time and resources, and often leads to injury or death of bystanders.

Each year the Illinois Coalition Against Domestic Violence (ICADV) gathers and summarizes information about homicides throughout Illinois and considers key elements to determine if the loss of life is in connection to domestic violence. Some of the details we analyze are the relationship between the victim and the perpetrator, whether there is a public record of past incidents of domestic violence, among other details provided in the incident reporting.

Although it is our professional stance that child abuse is domestic violence we do not include all cases of child abuse that result in the death of a child unless the elements of domestic violence are clearly presented in the newspaper report.

LOCATION OF THE INCIDENTS



BY COUNTY AND JUDICIAL CIRCUIT

The number of domestic violence homicides and suicides in Illinois came to 61. Out of the 102 Illinois Counties, only 20 of those counties reported deaths in connection to a domestic violence incident - 47 homicides and 14 suicides. Cook County had the most homicides with 13, followed by DuPage County with five homicides. Cook, Champaign, Dekalb, DuPage, Kane, Kendall, Madison, McHenry, Peoria, Tazwell, and Will Counties had one or more perpetrators

commit suicide following a domestic violence homicide or attempted homicide.

Illinois has 23 judicial circuits along with six municipal districts (located in Cook County). This report summarizes the number of domestic violence related homicides and suicides that occurred within each of the judicial districts and municipal districts. Cook County's 1st Municipal District had the highest number of domestic violence homicide victims, with seven reported incidents.

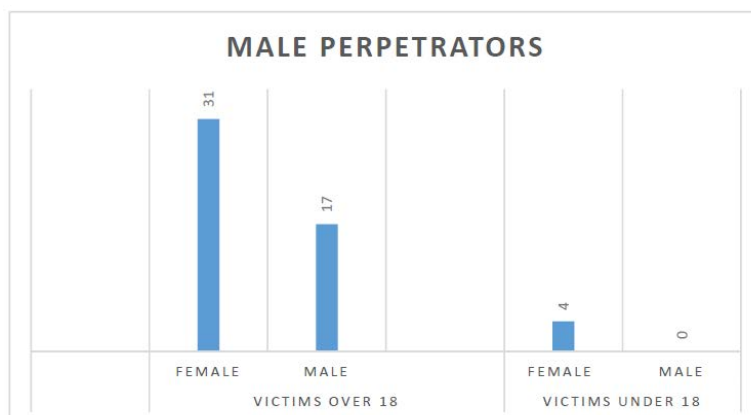
MEANS OF DEATH

Homicides: Of the 47 homicides, there were two primary forms of homicide used - firearms at over 40% and stabbing at 36.17%.

Suicides: Of the 14 deaths classified as a suicide, all followed the commission of a homicide. The use of a firearm was the most common means of death. The other methods the perpetrators used to end their own lives was stabbing, strangulation, and drowning. One means of death was unknown at the time of this publication.

ABOUT THE PERPETRATORS

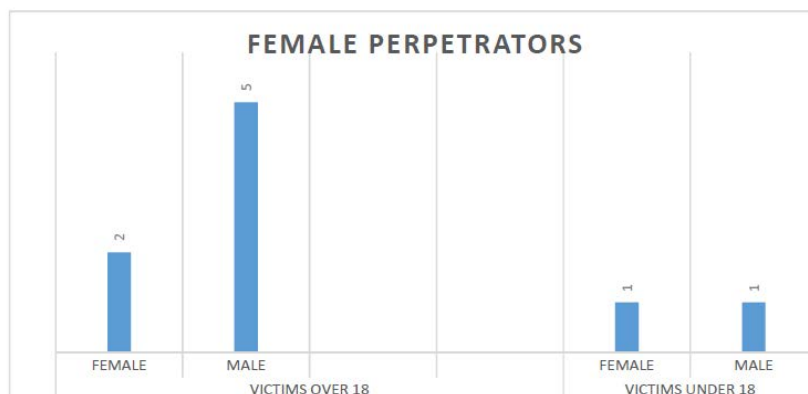
85% of the domestic violence homicides and suicides this fiscal year had a male perpetrator.



Male perpetrators were responsible for domestic violence incidents that resulted in 52 deaths from July 1, 2016 to June 30, 2017. The majority of victims of male perpetrators are female adults

and female children. The chart provides a visual representation of the numbers by gender and age.

There were six incidents where a female perpetrator was present. Of these six there were two incidents that included multiple victims and two



incidents where the perpetrator later committed suicide. The chart provides a breakdown of the homicides and suicides in which a female perpetrator was present, along with the age and gender comparisons of their victims.

RELATIONSHIP TO PERPETRATOR

This table presents the type of relationship that the homicide victim had with the perpetrator. Domestic violence homicides often effect the community at large and can lead to death or injury of bystanders.

Wife - 15	Husband - 2
Mother - 5	Father - 2
Girlfriend - 5	Boyfriend - 2
Ex-Girlfriend - 4	Ex-Boyfriend - 1
Daughter - 3	Son - 1
Ex-Wife - 1	Ex-Husband - 1
	Mother's Boyfriend - 1
	Other Male Relative - 3
	Other - 1

Methods of Data Collection

The Illinois Coalition Against Domestic Violence (ICADV) will continue to collect homicide data on a regular basis, increasing comparative data from one year to the next enabling us to identify possible trends. In year two of this project, ICADV began using a news clipping service to increase efficiency of domestic violence homicide news searches. This led to additional time for some in depth analysis about cases already in the database. The history of orders of protection, as well as information about the disposition of the perpetrators of domestic violence homicide, will continue to be of importance to this research.

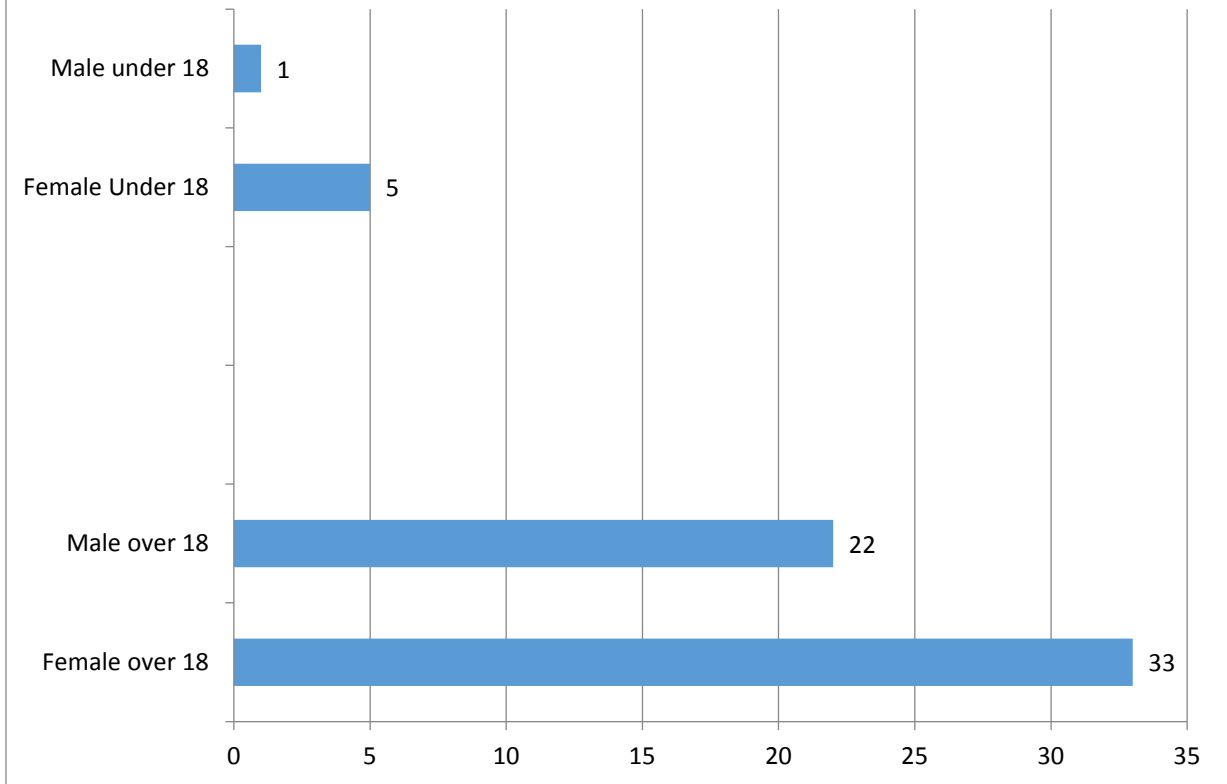
ICADV staff gathered data throughout the 2017 fiscal year. The Meltwater News online system for articles pertaining to domestic violence homicides was checked regularly. Additionally, domestic violence agency staff throughout the state occasionally submit articles to the ICADV administrative office.

Many thanks to everyone who assisted in the writing of this report. Please follow the link below for a copy of all the charts and full summary of information referenced in this report.

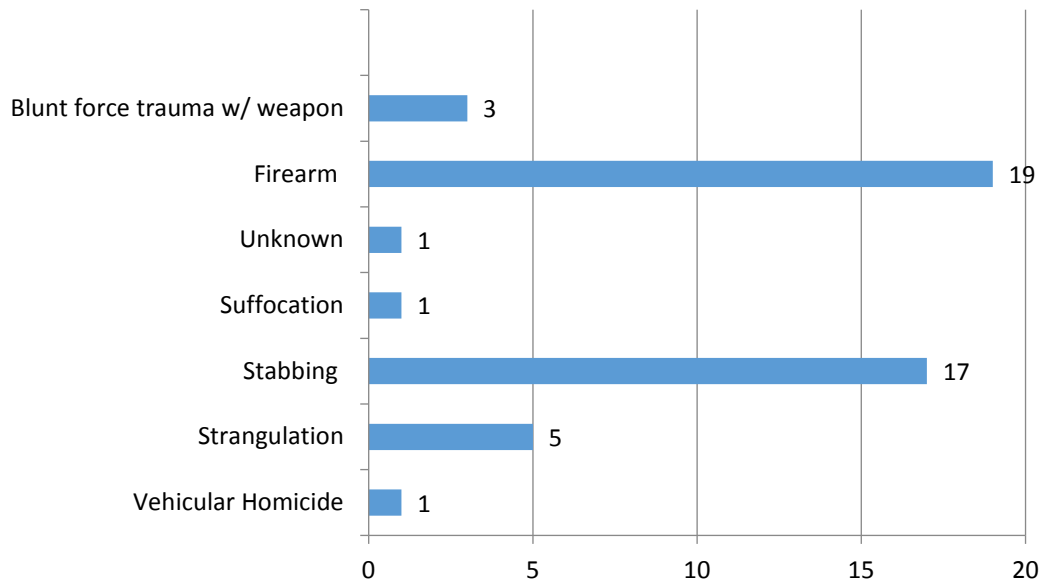


Data Chart Appendix

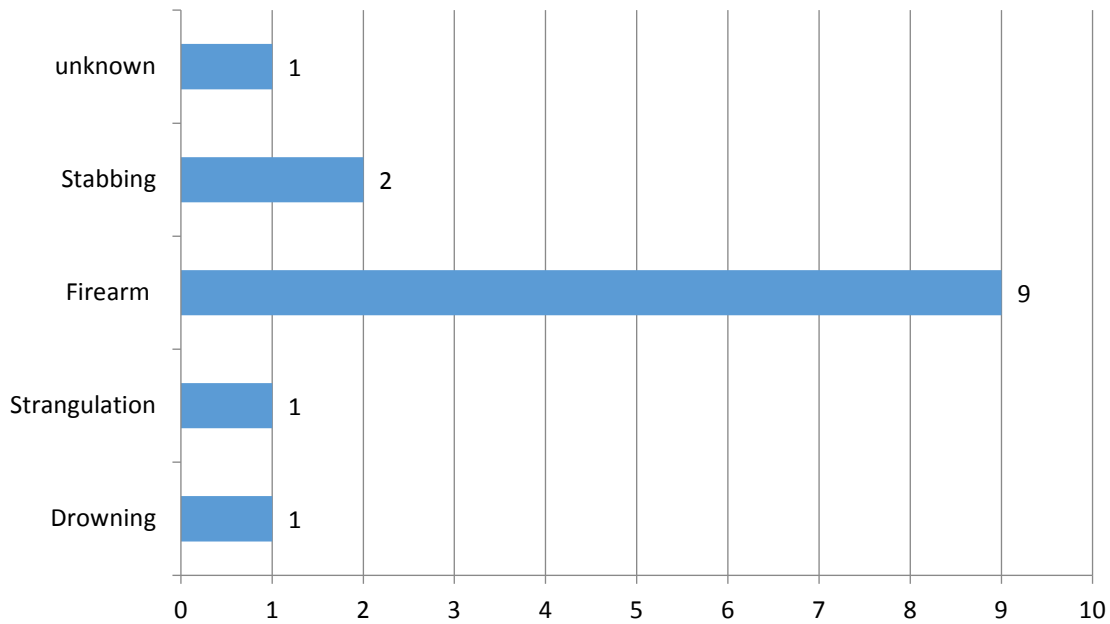
Domestic Violence Victims (Homicide & Suicide)



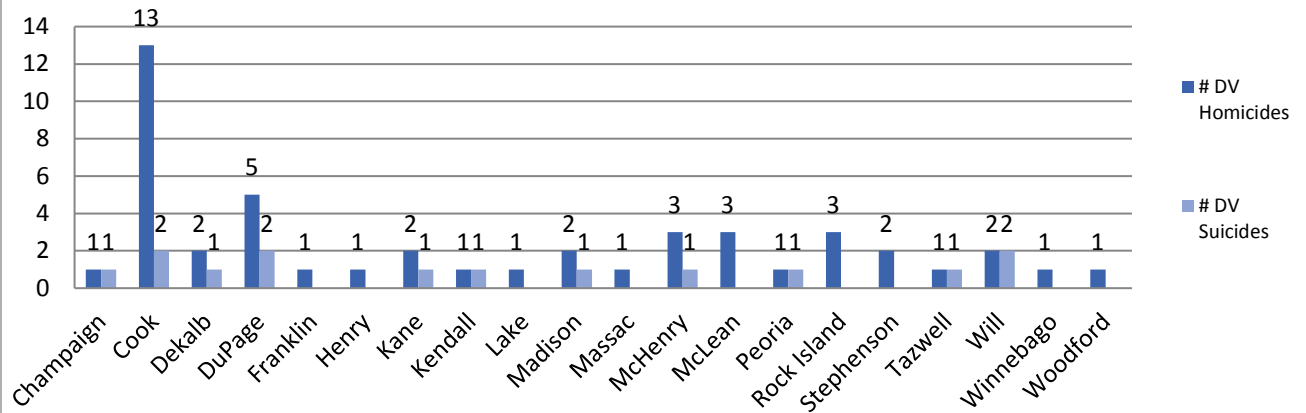
Means of Death-Homicide



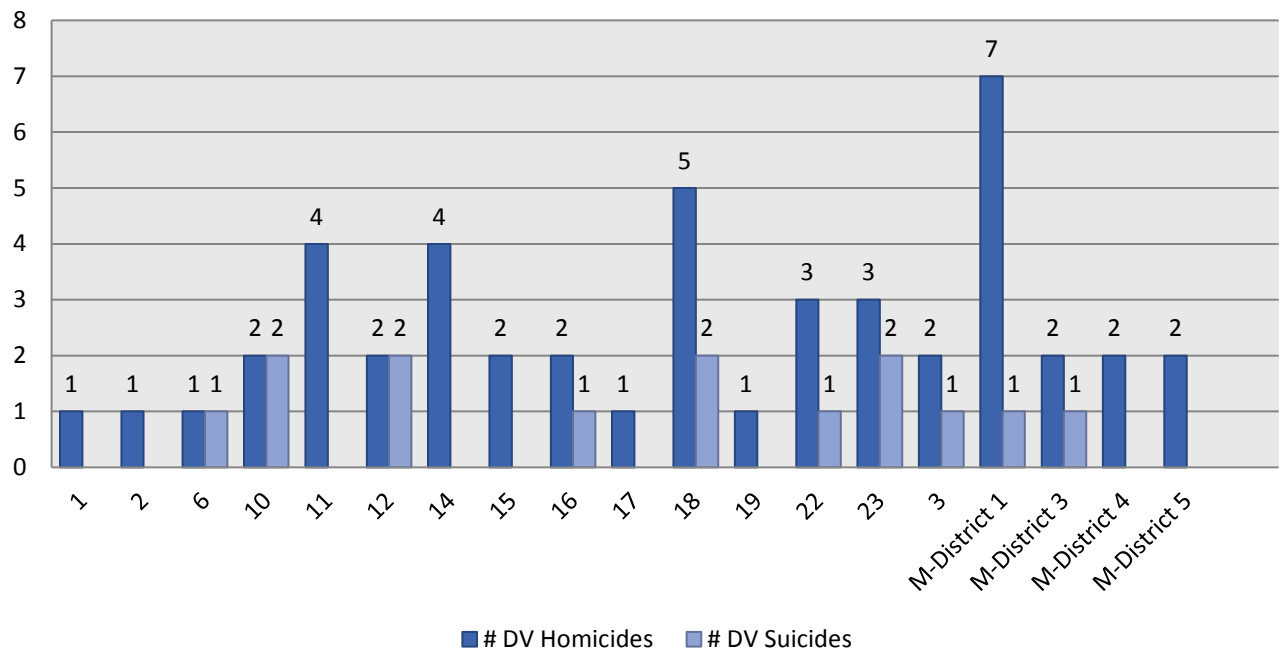
Means of Death-Suicide

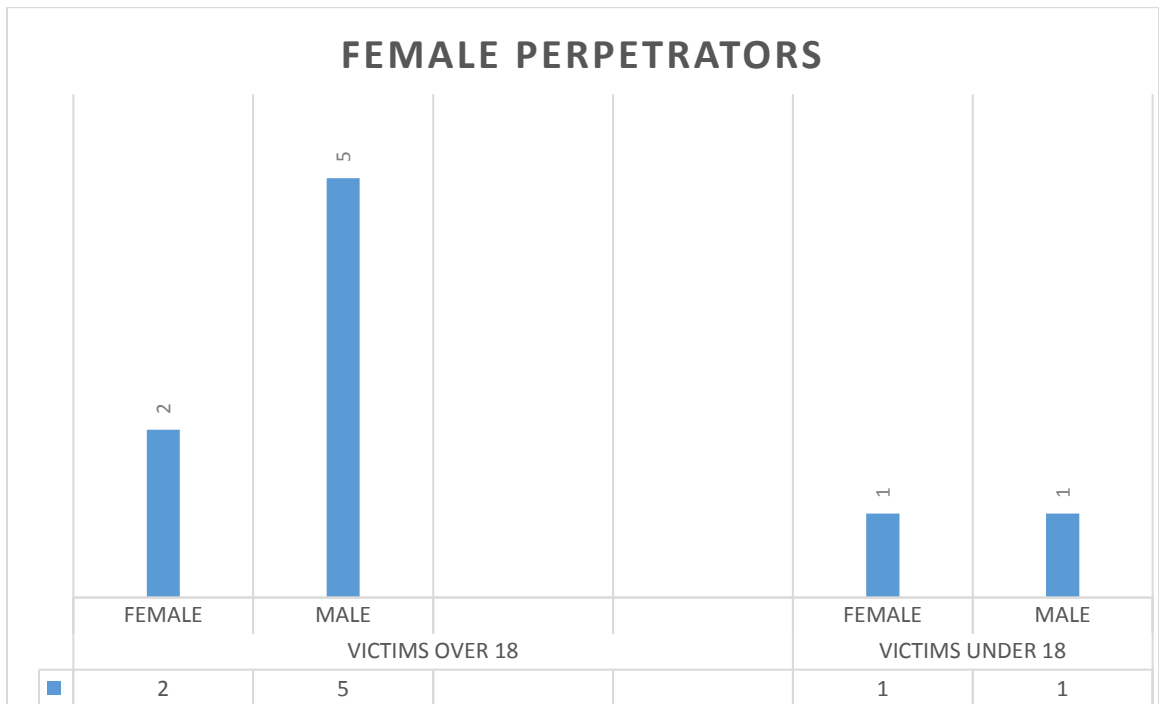
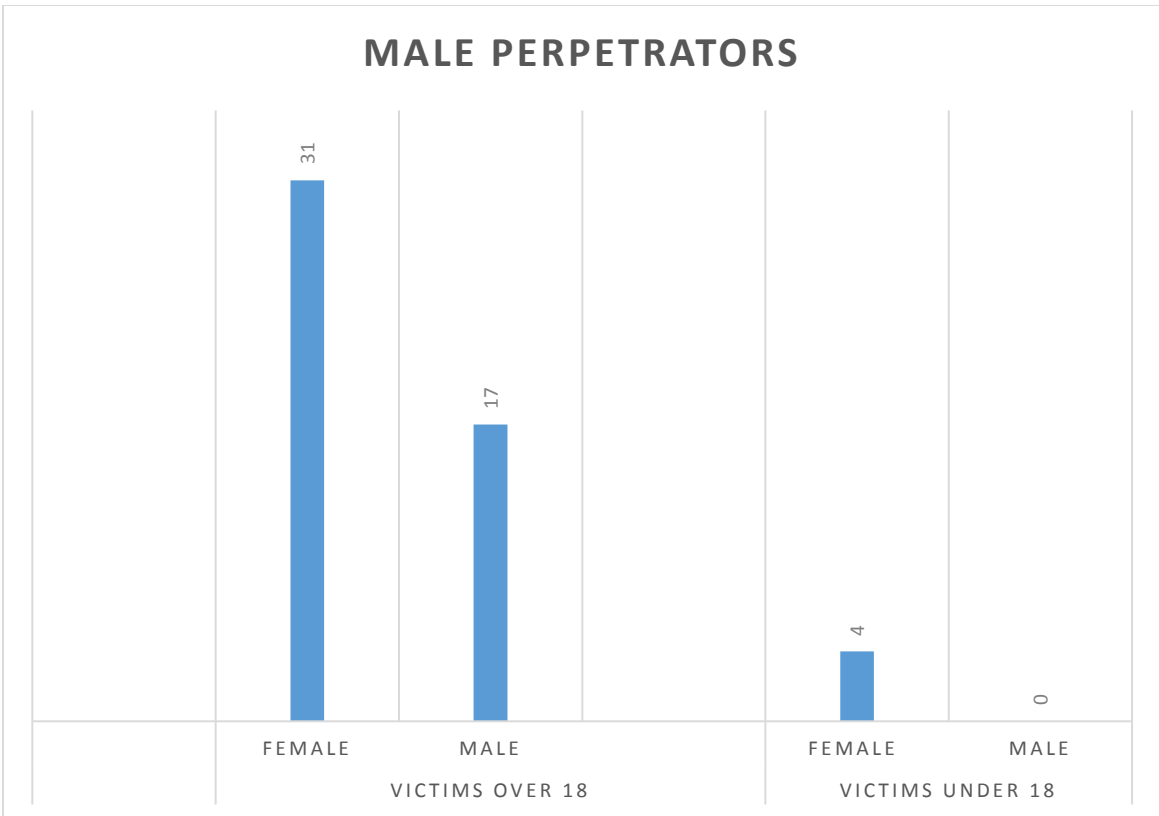


Domestic Violence Deaths by County



DV Homicides and Suicides by Judicial District





Homicide Victim Relationship to Perpetrator

