



One Mission, One Voice

Illinois Domestic Violence Homicide Report

Fiscal Year 2010

EMPOWERING WOMEN. EXPANDING AWARENESS. ERADICATING VIOLENCE.

801 South Eleventh Street ~ Springfield, IL 62703

www.ilcadv.org ~ ilcadv@ilcadv.org ~ phone: 217-789-2830 ~ fax: 217-789-1939 ~ TTY: 217-241-0376

ILLINOIS DOMESTIC VIOLENCE HOMICIDE REPORT: July 2010-June 2011

In the period of July 2010 through June 2011, **43 domestic violence homicide incidents took the lives of 49 victims in Illinois.** This report summarizes what the Illinois Coalition Against Domestic Violence (ICADV) learned about those incidents where a domestic violence situation became fatal.

Incidents and Homicides by County

This report lays out the amount of domestic violence-related homicides and the dates in which the incident occurred for each county of Illinois. Not all of the 102 counties in Illinois are listed in this report because no homicides were reported as domestic violence related in excluded counties. Cook County by far has the most homicides, totaling 24. DuPage County ranks second, with 5 homicide victims. **Chart #1** reflects the number of homicide victims by county.

Homicides by Judicial Circuit

Illinois has 22 Judicial Circuits along with 6 Municipal Districts which are located in Cook County. This report summarizes the number of homicides that occurred within each of the judicial circuits in Illinois. Not all judicial circuits are listed in this report because no homicides were reported as domestic violence related in excluded circuits. Cook county Municipal District #1 had the most homicides with 10 victims. The second highest was in the 18th judicial circuit with 5 victims. Review **Chart #2** for further information on homicides by judicial circuit.

Homicide Victim's Relationship to the Perpetrator

This report looks at the type of relationship that the homicide victim had with the perpetrator. Most often homicide victims were wives (13), girlfriends (11), ex-wives (2) and ex-girlfriends (3). Additional homicide victims included friends and family members of the homicide victim. Review **Chart #3** for further results.

Sex of Perpetrators and Their Victims

This report reviews how many perpetrators were male versus female. Female perpetrators' victims were primarily male. Of the 5 victims murdered by female perpetrators, 4 were male. Male perpetrators' most common victims were female. Male perpetrators were responsible for 44 of the 49 domestic violence homicide victims, and 39 of those 44 victims were female. The remaining 5 victims killed by male perpetrators were male. Review **Charts #4A and #4B** for complete results.

Child Victims

In fiscal year 2010, there were 6 victims under the age of 18. The age of the child victims ranged from infant to 17 years old, with 4 under the age of six. Three were stabbed to death—a 4, 11 and 17 year old. Two were shot to death—an infant and 6 year old. One was killed by strangulation—a 1 year old.

Adult Victims

In fiscal year 2010 there were 43 adult victims, 35 were female and 8 were male. The victims ranged in age from 23 to 90 years old. Firearms accounted for 20 of the 43 adult victims lives taken. The second highest means of death was caused by stabbing which accounted for 12 of the 43 adult homicides committed. Other means of death included strangulation, suffocation, blunt force trauma with a weapon, and physical force without a weapon.

Grand Total Homicides by Means of Death

- Firearms (22)
- Stabbing (15)
- Strangulation (5)
- Unknown methods (2)
- Suffocation (1)
- Physical assault with no weapon (1)
- Blunt force trauma with a weapon (2)
- “other”- throat slit with a knife (1)

Total firearm deaths (22) accounted for 46% and stabbings (15) 31% of all of the homicides in fiscal year 2010. These two methods alone accounted for 77% of all of the domestic violence homicides in Illinois in the past year. For a review of all methods see **Chart #5**.

Next Steps

The Illinois Coalition Against Domestic Violence will continue to collect homicide data on a regular basis to continue increasing comparative data from one year to the next which will enable us to identify possible trends. In year two of this project ICADV began using a news-clipping service to increase efficiency of domestic violence homicide news searches. This will lead to additional time for in-depth analysis about cases already in the database. The history of orders of protection, as well as information about the disposition of the perpetrators of domestic violence homicide will continue to be of importance to this research.

Methods of Data Collection

ICADV, with the help of interns from the University of Illinois at Springfield and Eastern Illinois University, gathered the data for this important project throughout the year. Interns check the Meltwater online system for articles pertaining to domestic violence homicides in Illinois. Additionally, domestic violence program staff from around the state occasionally email, fax, or mail an article to the ICADV administrative office.

Chart #1: Homicides by county

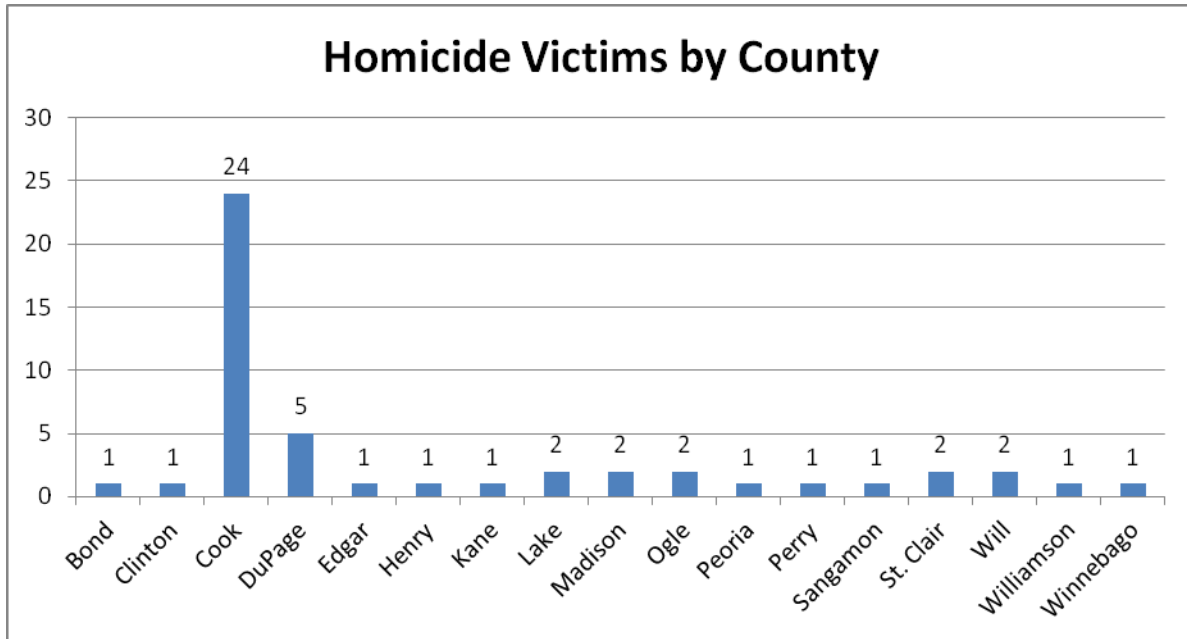


Chart #2: Homicides by Judicial Circuit

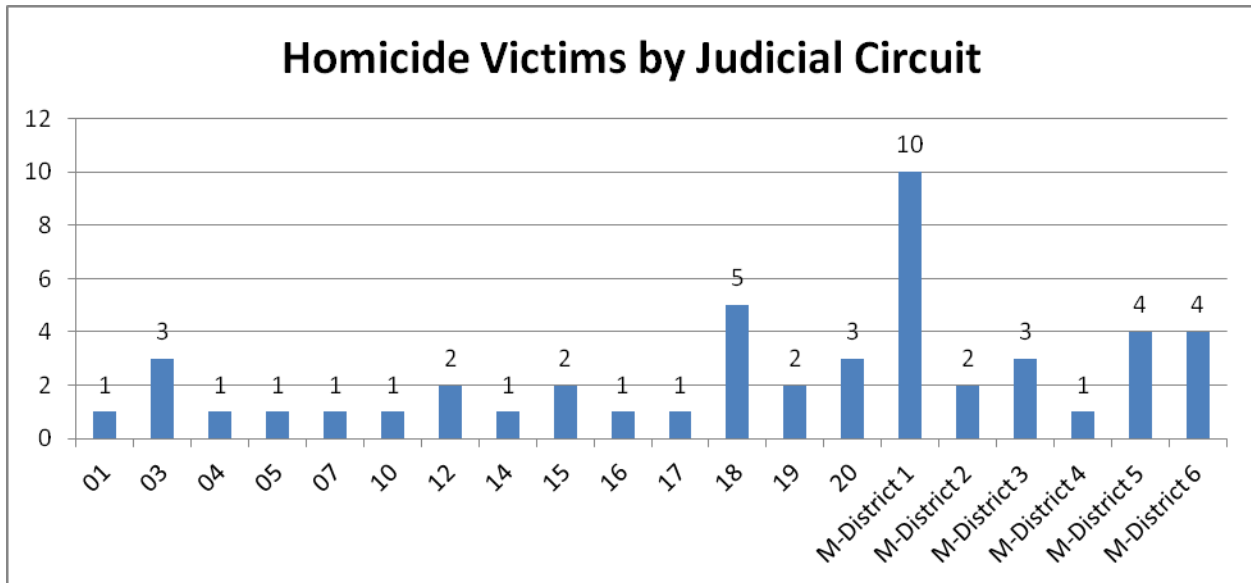


Chart #3: Homicide Victim's Relationship to Perpetrator

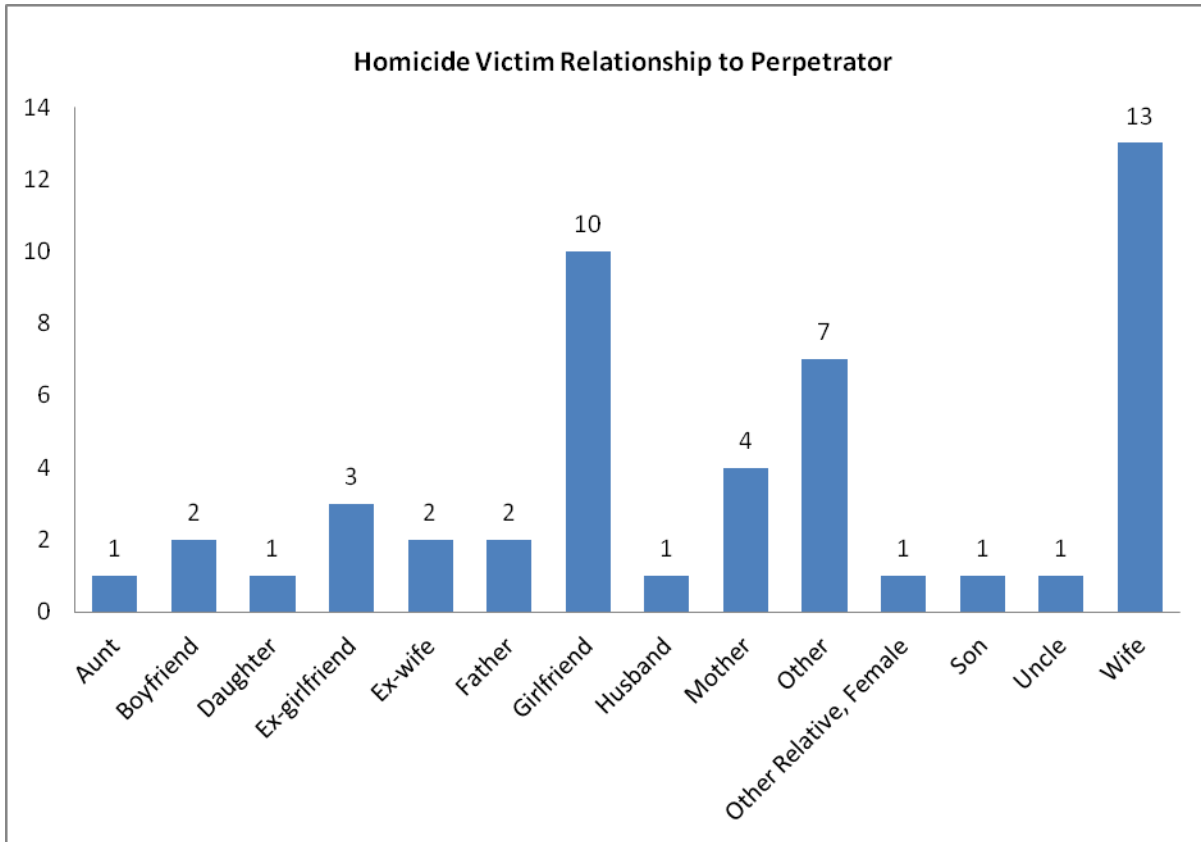
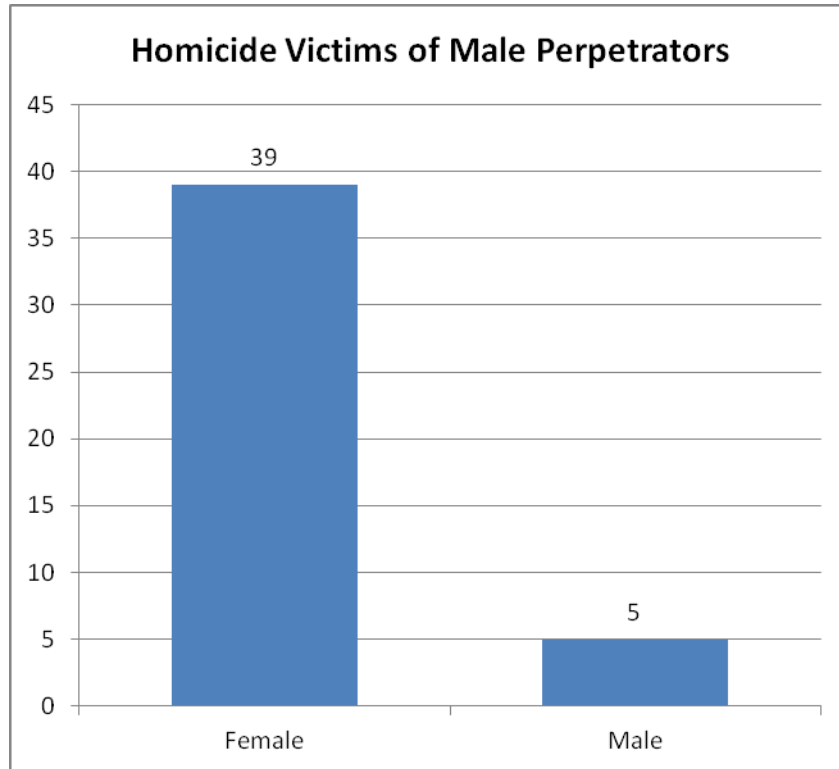


Chart #4A: Victims of Male Perpetrators



#4B: Victims of Female Perpetrators

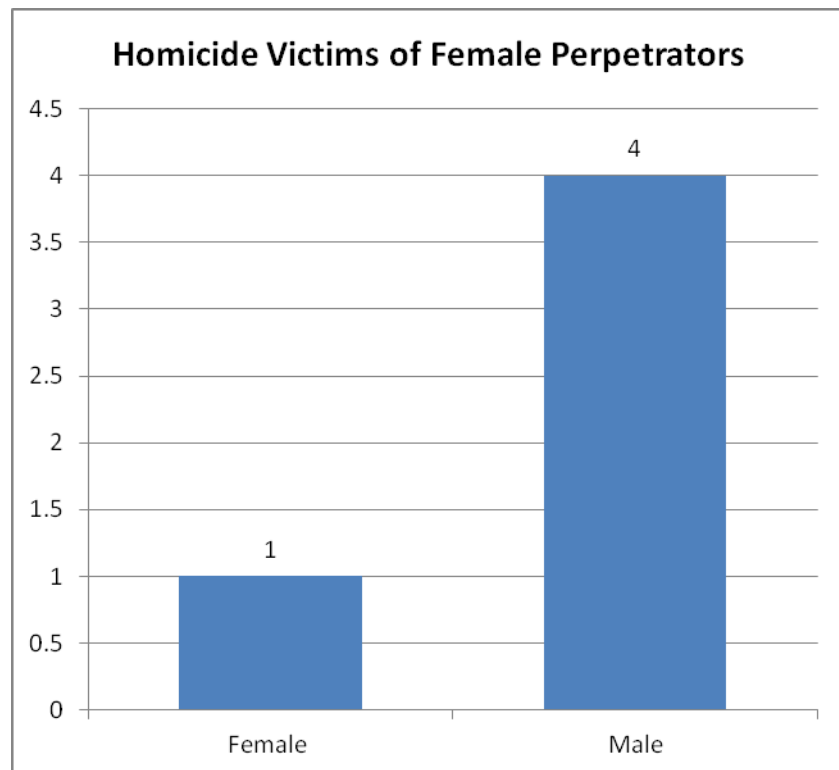


Chart #5: Means of Death

